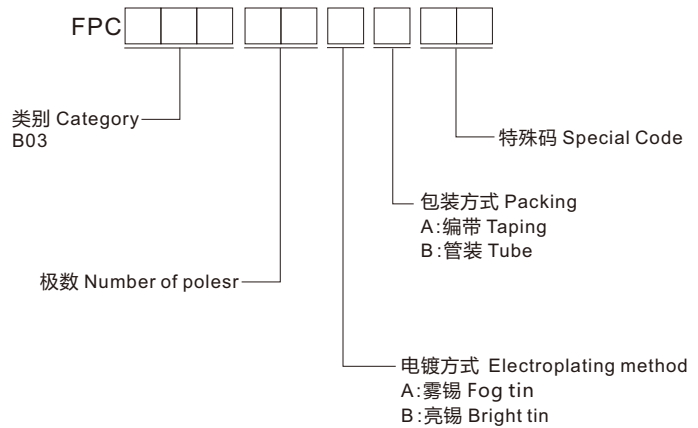
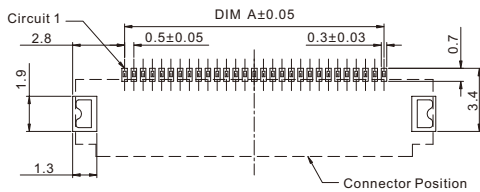
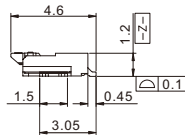
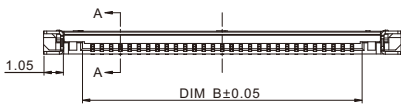
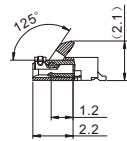
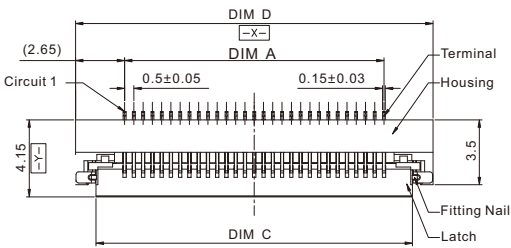


◆ 选型 Type Selection

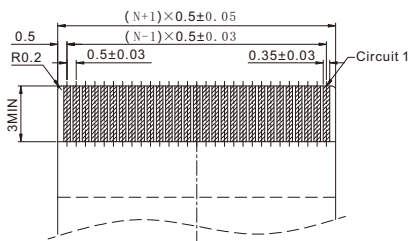
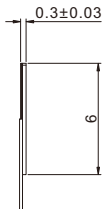


◆ 图表 Diagram

■ 0.5翻盖下接H=1.2



RECOMMENDED P.C.B PATTERN LAYOUT



RECOMMENDED FPC/FFC DIMENSION

◆ 规格 Specifications

- 极数 Number of polesr : 4~60
- 工作温度 Working Temperature : -40°C~+85°C
- 额定电压 (最大) Voltage rating(max) : 1250V,AC
- 接触电阻 Contact resistance : ≤0.02Ω
- 绝缘电阻 Insulation resistance : ≥100MΩ
- 目前评级 Current rating : 1.0A
- 耐压 Withstand voltage : 250VAC(rms)

◆ 材质 Material

- 端子 Terminal : 铜合金 Copper Alloy
- 外壳 Housing : LCP

CKTS	尺寸 Size(mm)			
	DIMA	DIM B	DIM C	DIM D
4	1.50	2.60	4.58	6.80
5	2.00	3.10	5.08	7.30
6	2.50	3.60	5.58	7.80
7	3.00	4.10	6.08	8.30
8	3.50	4.60	6.58	8.80
9	4.00	5.10	7.08	9.30
10	4.50	5.60	7.58	9.80
.....